

FAQs

Why borrow eBooks from your library?

- Read popular titles on your device for free!
- Access your library's digital branch anytime, anywhere.
- No late fees!

How long can I borrow an eBook?

14 days. This can be extended to 21 days by changing the settings in your account. Some high demand titles are only available for 14 day checkout.

Can I renew eBooks?

eBooks can be renewed if another user does not have a hold on the title.

How many eBooks can I check out at once?

You can check out a combination of up to 10 eBooks and downloadable audiobooks on one account.

Can I return eBooks early?

Some eBook titles can be returned early. To return from the website, click "Return Title." This option will be unavailable if you download the book. To return through the app, hold your finger on the cover of the book until a menu appears. Then choose, "Return to library."

How many books can I place on hold?

You can place up to 10 holds at once.

What do I do when my hold is available?

Click on the link in your email. Log into your account and check-out/download the book.

I need more help! What do I do?

Click "Help" on OverDrive site, or go to <http://help.overdrive.com>. To contact Stoughton Library, call 608-873-6281 or email storef@stolib.org

Get free library eBooks iPad, iPhone, or iPod Touch



Look inside to see how!

Stoughton Public Library



304 S. Fourth St.
Stoughton, WI 53589
608-873-6281

www.stoughtonpubliclibrary.org



Brought to you by:

Powered by:

OverDrive

1. Install the app from the App Store.

Search for “Overdrive” in the App Store. Download and install the OverDrive app.

2. Authorize your device:

The first time you open the app, you will see the following message:

Tap “Sign up using library card.”

Search for “Stoughton Public Library” and select the Stoughton Public Library in WI

3. Sign in:

Tap “Sign In” to access your account.

Begin typing your library’s name. Choose it from the list when it appears. Then, type in your library card number.

Tap on the box with the “+” and Wisconsin Public Library Consortium to search the catalog.


4. Find a book to check out:

You can browse the collection by choosing a category from the home page, or by clicking in the “Search” box and entering a title, author, or keyword.

5. Check out your book:

Click on the book cover. Click “Borrow” to check the book out.

If all copies of the title are checked out to another user, you will see a “Place a Hold” button instead. Click here and enter your email address to be notified when the book is available to check out.

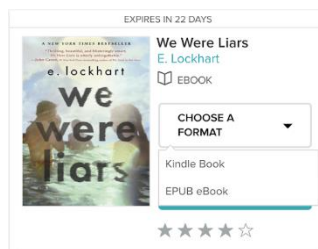


6. Getting your book:

Once the book is checked out to you, it will appear in your account under “Loans.” You have several options for reading your book on your mobile device. Note that all options are not available for every eBook:

Download to the OverDrive App

To download the book, click “Choose a Format” and select “EPUB eBook”. Tap “Add to App”. The book will appear on the bookshelf in the OverDrive app.



7. Reading your book:

Tap on the three lines in the upper left corner of the screen to return to your bookshelf.

Tap on Bookshelf.

Tap on the cover of the book and start reading!


Finding available titles:

Titles that are available to check out right away will be labeled “Available,” and will have the option to “Borrow.”



Titles that are not available to check out will be labeled “Wait List,” and will have the option to “Place a hold.”

To limit your search results to only available titles, tap in the search box and then tap “Advanced.” Under “Availability,” choose “Available now.”



To find out what options are available for a book:

Click on the book cover. Tap “Available format” to expand the list. A different format corresponds with each option:

- **Kindle Books** can be transferred to a Kindle app
- **OverDrive READ** indicates that the book is compatible with OverDrive READ.
- **Adobe EPUB eBooks** can be downloaded to the OverDrive app.
- **Adobe PDF eBooks** are not compatible with your device

If a format is not listed here, it is not available for this title.

You can filter incompatible books out of your search by tapping “Filters” at the top of the search result page. Then, tap “eBooks.” Tap on the format you are interested in to filter your search.

